

*Computerized the NYSC Polling System  
(A Case Study of Jigawa State)*

*BY*

*Abdul G. Abubakar*

*Usman A. Bala*

*James M. Williams*

*009342000105744*

*009342000105744*

*009342000105744*

*SEPTEMBER, 2016*

# COMPUTERIZED NYSC POSTING SYSTEM

(A Case Study of NYSC Jigawa State)

BY

AHMAD ABDULLAHI

ND/14/COM/004M

UMMA.A BABANDI

ND/14/COM/026M

AMINU MUHAMMAD.A

ND/14/COM/040M

SEPTEMBER, 2016

TS



# COMPUTERIZED NYSC POSTING SYSTEM

(A Case Study of NYSC Jigawa State)

BY

AHMAD ABDULLAHI

ND/14/COM/004M

UMMA.A BABANDI

ND/14/COM/026M

AMINU MUHAMMAD.A

ND/14/COM/040M

THIS PROJECT BEEN SUBMITTED TO THE DEPARTMENT OF COMPUTER SCIENCE, COLLEGE OF SCIENCE AND TECHNOLOGY, JIGAWA STATE POLYTECHNIC, DUTSE. IN PARTIAL FULFILLMENT OF THE REQUIREMENTS FOR THE AWARD OF NATIONAL DIPLOMA IN COMPUTER SCIENCE.

SEPTEMBER, 2016

## CERTIFICATION

Project entitled "Computerized NYSC Posting System a Study of Jigawa State Secretariat" by (Ahmad Abdullahi, Umma .A Babandi and Aminu Muhammad .A) meets the requirements governing the Award of the National Diploma in (Computer Science) and is approved for its contribution to knowledge and literary representation.

\_\_\_\_\_

**MAL: RABI'U ADAMU**

Project Supervisor

.....

**Date**

\_\_\_\_\_

**MAL: RABI'U ADAMU**

Head of Department

.....

**Date**

\_\_\_\_\_

**External Supervisor**

.....

**Date**

### DECLARATION

I, (Ahmad Abdullahi, Umma A. Babandi and Aminu Muhammad .A), hereby declare that this project titled (computerized the NYSC posting system a case study of Jigawa state NYSC secretariat) has been carried out by me under the supervision of (Mal. Rabi'u Adamu). It has not been presented for award of any degree in any institution. All sources of information are specifically acknowledged by means of reference.

AHMAD ABDULLAHI  
ND/14/COM/047M



.....  
Sign & Date

UMMA A. BABANDI  
ND/14/COM/026M



.....  
Sign & Date

AMINU MUHAMMAD A.  
ND/14/COM/040M



.....  
Sign & Date

### DEDICATION

This project is dedicated to almighty Allah for giving us the wisdom and strength to out this project successful.



## Acknowledgement

Most importantly, we wish to express our sincere gratitude to our parent Mal. Abdullahi. Alh. Babandi and Dr. Muhammad for their tireless effect towards our academic pursuit. We will also like to express our profound gratitude to teacher's Mal. Rabi'u Adamu, Mal. Alhassan H. Umar and we are forward to express our gratitude to our brothers and sisters who supported us financially we will specially like to acknowledge the great academic support of our supervisor Mal. Rabi'u Adamu and my HOD Mal. Alhassan H. Umar.

## Abstract

*This project work is aimed at studying the procedure for NYSC posting system for the purpose of automating the system for effectiveness and efficiency. Nigerian University students are sent a one year National Youth Service Corps after their graduation from the University. The list forwarded by the Universities to NYSC headquarter is registered for purpose of sending cell up letter to the students and for posting of qualified students. So this research is computerized or to design and implement an automated system for NYSC Posting. This will be the NYSC program as it will be easier to sort list from a particular University. Also the system will enable proper documentation of graduate that participate.*



## Table of Content

Cover Page.....	i
Title page.....	ii
Certification .....	iii
Declaration.....	iv
Dedication .....	v
Acknowledgement.....	vi
Abstract .....	viii
Table of Content.....	vii

### Chapter One

1.0 Overview.....	1
1.1 Introduction.....	1
1.2 Historical Background Of The Study.....	1
1.3 Statement Of The Problem Facing Nyse Posting.....	2
1.4 Aim And Objectives Of The Study.....	2
1.5 Scope And Limitation .....	3
1.6 The Significance Of The Study.....	3
1.7 Project Management (Gantt Chart).....	3
1.8 Definition Of Terms.....	4

### Chapter Two

2.0 Overview.....	5
2.3 Operation Of Nyse Scheme.....	6
2.4 Feasibility Study.....	6

### Chapter Three

System Analysis And Design.....	8
3.0 Overview.....	8
3.1 Data Analysis.....	8
3.2 Requirement Analysis.....	8
3.3 Existing By Propose System.....	8
3.3.1 Analysis Of The Present System.....	8
3.3.2.1 Method Of Operation.....	9
3.4 Analysis Of The Existing System.....	9

3.5 System Design.....	9
3.8 Feasibility Analysis.....	12
3.9 Data Collection Method.....	13

Chapter Four

Testing And Implementation.....	14
4.0 Overview.....	14
4.1 Implementation Of The Project.....	14
4.2 System Testing.....	14
4.2.1 Unit Testing.....	14
4.2.2 The Integrated Testing.....	15
4.3 The Summary And Requirement Gathering.....	15
4.3.1 Hardware Requirements.....	16
4.3.2 Software Requirements.....	16
4.4 Documentation.....	16

Chapter Five

6.1 5.0 Overview.....	21
6.2 5.1 Summary.....	21
6.3 5.2 Conclusion.....	21
6.4 5.3 Recommendation.....	21
6.5 Bibliograph.....	23
6.6 Appendix A: List Of Figure.....	24
6.7 Appendix B: Source Code.....	25

## CHAPTER ONE

### 1.0 Overview

Chapter one, deals with the introduction, the background of the project and discussed the aims and objectives, its significant, scope of the project limitation and constant are point out.

### 1.1 Introduction

NYSC, this is known as national youth service, 'corps' : corps members are posted to state from their state of origin – they are expected to mix with people to others tribes, social and family back ground, to learn of the indigene, in the place they are posted to this action is aimed to bring about unity in the country and to help youth appearance other ethnic group.

There is an orientation period of three (3) weeks spent in camp away from family and friend there is also passing out ceremony at the end of the year and primary assignment followed by one month of vocation.

The programmed are also helped in creating entered level job for lot of Nigerian youth. An NYSC forum dedication to the national youth services corps (NYSC) members was recently but to bridge the gap amongst members services across Nigerian and also an even for corps to share job information and career resources as well as getting loans from the National directorate of employment.

### 1.2 Historical Background of the Study

The NYSC scheme was established by decree number 24 of may 22 1973 by General Yakubu Gowon administration. The scheme was created with bid to

Reconstruct, reconcile and rebuild the country after the Nigerian civil war. The purpose of NYSC is primarily to in calculate in Nigerian youth the spirit selfness services to the community and the spirit of one nesses and brotherhood cultural or social background.

Since inception, the NYSC scheme has made Nigerian graduate to leave their places of birth or state of origin to a different state entirely, as such as corps members mixed with people of their tribe, learned their culture and tradition with this. corps. Members appreciated other ethnic group in the country in addition. the scheme has been able erase doubt about a place, the people of their



culture, and so that corps members are posted to Hausa land may find out that this is actually true. The NYSC scheme has enable joint active intelligent Nigerian graduate to contribute their state toward national development.

The NYSC scheme has enable corps members to get temporary and is allots cases permanent employment. There are many cases of corps members who were retained in their area of primary assignment

### **1.3 Statement of the Problem Facing NYSC Posting**

Nigerian universities and polytechnic are presently producing thousands of graduate every year, after graduation most students wastes extra year before they go for services. NYSC presently using manual system in their data processing, this involves the use of people pen and paper in record keeping this method of data processing reveals a member of problems which involves.

- Record to be kept in are often large diversities and complex to be processed manually.
- Most often some name are omitted as a result of manual processing.
- Statistic of yearly national youth services corps (NYSC) member are hardly correct as a result of manual calculation
- Student is made to contend with missing their services year as a result of no call up letter.

### **1.4 Aim and Objectives of the Study**

The Aims and Objectives of This Project Is To

- Design and implement a central data base system that would serve as NYSC data base which will contain information of all the graduate that are waiting for national youth services corps (NYSC).
- To efficiently and entirely posted qualified student
- To post student to a different outside from state to the local government area.
- To prevent the idea of graduate who have passed the age of services from going services

### 1.5 Scope and Limitation

This project covers the design and implementation of NYSC posting system (A case study of NYSC Jigawa State).

The project work is limited to student who are due for youth service it is important to mention that time was a major constraint in the course of this project. It is also wise to mention here that some information needed to work with not collected because of the unwillingness of the board in revealing such vital information.

### 1.6 The Significance of the Study

The interference of the research i.e. NYSC posting system is to.

- To post the graduate student in university and other polytechnic to the local government per away from their local government
- To help an average Nigerian youth to appreciate the diversity
- It help and to create a better understanding of other people and families back ground and social standing
- To maintained high level secure data among the student.

### 1.7 Project Management (Gantt chart)

PERFORMANCE BASE OF THE WEEKS											
List of works	1	2	3	4	5	6	7	8	9	10	11
Manual design	■	■									
Material distribution			■	■							
Design fess and attach code					■	■					
Design the login page and attach code							■				
Design the home page and attach code								■			
Design the registration									■		
Design the about NYSC and attach code										■	
Design the contact us and attach code											■

## 1.8 Definition of Terms

- NYSC stand for National Youth Service Corps
- NYSC orientation: NYSC orientation corps members are camped for three week in an National Youth Service Corps (NYSC) orientation camp where they live a military like regimented life.
- CDS:- Community Development Services
- Passing out: Passing out ceremony is the last stage of the NYSC scheme, this consist of one or two week of event which end with a passing out parade.

**Database** - Databases are sometimes classified according to their organizational approach. The most prevalent approach is the relational database, a tabular database in which data is defined so that it can be reorganized and accessed in a number of different ways. A distributed database is one that can be dispersed or replicated among different points in a network. An object-oriented programming database is one that is congruent with the data defined in object classes and subclasses.



## CHAPTER TWO

### 2.0 Overview

This chapter consists of brief history of NYSC and review of literature on NYSC posting.

### 2.1 Literature Review

National youth service corps (NYSC) is being established with a view to the development of common ties among the youth of Nigerian and promotion of the national youth.

Kamoru Adigo Accountant 199: NYSC has not lost it relevance or usefulness, it remain a mean of national integration, in some cases it lead inter-tribal marriages friendship and cooperation that often translate to business and political relationship to ward nation building.

Yinka Odumakin Activity 1993 NYSC scheme has come under stress recently, especially after the postelection violence that led to the killing of some members on services NYSC scheme Nigerians are full of emotion and sentiment because of what happened in the north.

Segon Idontje Public Affair commentator NYSC like most other government programmed, is laudable and should be supported but, the Nigerian factor has not been allowing lofty ideas to work in this country.

The national youth service corps (NYSC) scheme was established by the head of state, general Yakubu Gowon in Nigerian on 2<sup>nd</sup> on 22<sup>nd</sup> of May, 1973.

By the year 2000 year after the decree enabling its establishment and eulogized its operation and achievement, especially its momentous role in promoting national unity integration and rapid economic development of Nigeria. The Nigerian former head of the state general Yakubu Gawon, who promulgated the NYSC decree in 1973 recalled the scheme which 50mm 11 motivation person, tried to write off at inception, has since grown to such a level of national importance and acceptance to the extent that no one can today speak of national unity, or rural development without national the NYSC also speaking driving a public lecture organized in Abuja on June 4, 1998 mark the Silva Jubilee of the 6 chairman of NYSC, professor Adebajo Adedji, like in Jigawa, the corps member who were posted to Jigawa from different state example Imo, Endo, Lagos Niger e.t.c the corps they want to be live to perform their service in Jigawa central example Dutse, they will not be expected to move per away from Jigawa central to north-west example Kazaure. There is orientation for three (3) weeks before posting of NYSC.

NYSC in Jigawa they posted to different zone example Ringim zone, Kazaure zone, Hadejia zone, Gumel zone, and Dutse zone base of batch i.e Batch A, B and batch C. Firstly posted batch A follow by batch B and then batch C the NYSC in Jigawa look for the student name, course they learned in previous school and phone and Jigawa state NYSC give them identify number (10) number and posted them to different zone.

### **2.3 Operation of NYSC Scheme**

The decree set up a national directorate comprising a chairman, the director general representative of communities of vice chancellors, rector, the armed force, police, the Nigerian employer consultative association and time special body of the national youth service corps (NYSC) the director general is the chief executive of the scheme, while the coordinator is in charge of the state secretariat.

The decree also provide for the establishment of a governing board in each state of the federation the state governing board has a statutory responsibility to assist the directorate in the smooth operation of the scheme in the state.

The decree also established local governing communities and state zonal officer to assist in the operation of the scheme at the grass root levels.

### **2.4 Feasibility Study**

The designed and implement of this project is to aimed of study of posting graduate student (NYSC) in Jigawa to different zone within Jigawa the implementing of the automated system was carried out using visual basic 2010 and access database.

Relocating or posting of NYSC is an aspect to the NYSC scheme. Relocating according to oxford advance learner dictionary 7<sup>th</sup> edition simple mean. Moving someone to a new place to work to operate. In NYSC scheme, corps member seeking relocating to other state and local government must apply to the state coordinator.

NYSC conversation with some of the redeployed corps member readily marveled by what most of them said. As their reasons for relocating a posting from their original state of posting as some said don't want to be per from their home state of origin, some said they can imagine themselves staying away from their own state of origin for the compulsory one services. Majority of the corps members especially those from the north-west like Kano, Jigawa, Katsina who were posted to the

other zone like north-east, north-central, south and even south west- will always want to seek redevelopment back to their state of origin ,



## CHAPTER THREE

### System Analysis and Design

#### 3.0 Overview

This chapter discuss on analysis and design, overview, requirement analysis, existing by propose system, user interface design.

#### 3.1 Data Analysis

In analysis the collected data it was seen that the staff find it hard to get the necessary information of corps needed in the processing and registration of corps members information and because of more time taken.

#### 3.2 Requirement analysis

The requirement analysis of this project involved making sure that physical site for the new system is ready and contative for the development system their ventilation of the rooms is major consideration to enhance efficient. Operation of the system at least air condition are put in place before installing the new system.

#### 3.3 Existing by Propose System

Analysis of the propose system is provide the information of how the case study of the project (NYSC JIGAWA STATE) use to post their corps member into different locality.

##### 3.3.1 Analysis of the Present System

The national youth service corps in Jigawa was made of manual method to post their corps their corps members by using paper and pen.

3.3.2 Analysis of the Propose System  
The national youth service corps in Jigawa state know the posting of members it has been competence by using computer system.

##### 3.3.2.1 Method of Operation

Provides the additional information of how the soft ware of the project has been operate and uses. The method of operation is the procedure or technique or way of doing something or how something is done or operate especially in accordance with a definite plane. Fistly, open the visual

visual studies by inserting password and user name, if its correct it may tell the user to process form by form by putting all the NYSC document it display the result in the data base form.

### 3.4 Analysis of the Existing System

System analysis is one procedure by which activities in an organization (NYSC) posting system are studied with the aim of determining how to operate if most efficiently. It essentially for a thorough analysis of the present system however the level of success achieved in carrying out a work of this dimension depend on the methodology adapted from the analysis of the current system the following conclusion are drawn

- The staff allocated registration from manually
- Registration form are store as hard copy
- The posting form are store as hard copy
- Difficulties are experienced in getting information about the corps members.
- Difficulties are experience in gathering in touch with the NYSC direction
- Difficulties are experience in during review and updating of corp member profile and NYSC policies example previous school, student identity number (ID number)

### 3.5 System Design

This covers the designing of the package that contains the manual design of the key component design of the proposed system.

#### Log Form

WELCOME TO NYSC SECTERIAT JIGAWA STATE

Enter password

Enter user name

Login form allow the user to enter username and password in the software

S/NO	FIELD	DATA TYPE	LENGTH OF CHARACTER
1	USER NAME	TEXT	8
2	PASSWORD	TEXT	10

## Registration Form

WELCOME TO NYSC SECTERAT JIGAWA STATE

Name	<input type="text"/>
Specialization	<input type="text"/>
Sort code	<input type="text"/>
Call up Number	<input type="text"/>
Department	<input type="text"/>
Gender	<input type="text"/> ▼
State	<input type="text"/> ▼
Local Gov't	<input type="text"/> ▼

Register form demonstrate the NYSC director to register the corps member before enter the NYSC camp for three week training.



S/No	Data Name	Data type	Character Length
1	Ful Name	Text	30
2	Reg Number	Text	40
3	Sort Code	Number	8
4	Speculation	Text	15
5	Call up No	Number	10
6	State	Text	10
7	Local Gov't	Text	10
8	Gender	Text	7

Posting Form

WELCOME to JIGAWA STATE NYSC SECTERIA

Name

Reg No

Sort code

specializatio

Call un No

State

Local gov't

Gender

Submit

Posting allow the NYSC director to post the corps members in to different locality for primary assignment

S/No	Data Name	Data type	Character Length
1	Ful Name	Text	30
2	Speculation	Text	40
3	Call up number	Number	8
4	Gender	Text	7
5	State	Text	10
6	Local Govt	Text	10

### Searching Form

WELCOME TO JIGAWA STATE NYSC SECTERIA

Search by call up No

Data type

Abubakar Musa	comp sci	JG/COM/13/01 123456	Male	Jigawa	Ringim
Ahmad Abdullahi	comp sci	JG/COM/13/02 165456	Male	Kano	Taura

### 3.8 Feasibility analysis

In other to verify if the proposed NYSC posting, system is usually needed, the following study was carried out to ensure that what is been done is in order.

- Proposed application is it user friendly?

- Is there any security measure put in place as to who is accessing the proposed application?
- All corps member of the Jigawa state allow to use with the application?
- Is the proposed application real time?
- Is the proposed application providing the means of printing out the posting letter for registered corps and deceased?

### **3.9 Data collection method**

Data collection on this method employed in this research work are one on interview with one of the staff of national youth service corps Jigawa State and internet searching, data collecting by interview is done by asking relevant question on the present work and data collection by internet searching are obtained by searching one or more libraries, documentation, and raising question about some issues on the web.



## CHAPTER FOUR

### Testing and Implementation

#### 4.0 Overview

This chapter deals with coding and implementation of NYSC posting system, Graphical user interface, Snap shooting and system testing.

#### 4.1 Implementation of the project

The phase in the software life cycle where the actual software is implemented.

The result of these phase consist of source code together with documentation romance the code more data base. The software does not only have to be considered from the point of view of logistic functionality but from the technical perspective. So if the headquarter work with old software it may want to use a new system, which is more effective and has more efficient and has mare work capacity. So a new system has to be adopted.

The implement of this project which is computerized NYSC posting or design and implementation of NYSC posting system is implemented with new system and software of posting then corps members to the various local government for primary assignment and using visual basic version 6.0 and data base for keep record.

#### 4.2 System Testing

System testing is the running of the whole system again tests data a complete simulation of actual running system for the purpose of testing out the adequacies of the system the system testing of this project is to see how software post corps member of jigawa state to the various local government area.

#### 4.2.1 Unit Testing

Unit testing deal with testing a unit as a whole thus would test the interaction of NYSC posting system in many functions but confirm the test within one unit.

The Table of Unit Testing

S/N	THE TEST DATA	THE EXPECTED DATA	THE ACTUAL DATA
1	The registration form	It's expected to enable user to register corps in the data base.	When click on registration a form appear on screen which enable user to enter the personal detail of corps members.
2	The posting form	It is expected to enable user to post corps and software to limited in the data base.	When click on the post the various local government appear to post the corps members and limited in the data base.
3	The Searching form	It is expected to enable user to search corper who do not know the posting place.	When click on search the software enable user to search the corper using call up number In the data base.
4	The database form	It is expected to show the list of corp member who are posted to the various local government.	When click on report the name/detail of corps member will appear in the data base form.

#### 4.2.2 The Integrated Testing

The integrated testing deal with testing of general interaction of software, concern of many function but confirm the testing in general.

The integrated testing of this project which is computerized the NYSC posting system (A Case study of NYSC Jigawa State) to test the general software including registration of NYSC form, posting of NYSC form, the search form, and the database form or a report of NYSC.

### 4.3 The Summary and Requirement Gathering

As we already know that any software has its own requirements so as to be compatible with a particular computer, these software like others have their own hardware and software requirements.

#### 4.3.1 Hardware Requirements

The hardware requirements that configuration to be chosen to provide at least a means of accessing the computer system which implements the system.

Here are the minimum hardware requirements for implementing and use of the package:-

- Pentium IV System
- A 2GB of RAM or more
- 50 GB of Hard disk or more

#### 4.3.2 Software Requirements

The software requirements were developed by Visual Basic and MS-Access software requirements specification for implementing the system.

Here are the minimum software requirements for implementing and use of the package:-

- A Microsoft Windows e.g. 7 platforms, Windows 8, or 10 etc.
- Visual Basic as Package IDE
- MS-ACCESS as a Data base

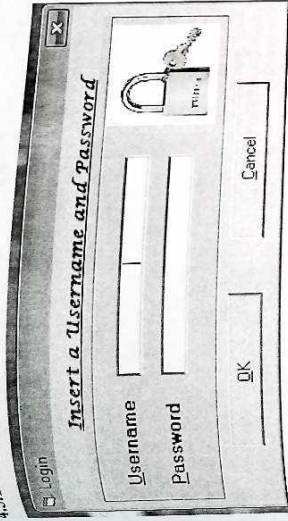
### 4.4 Documentation

The term documentation is generally used to denote all materials that serve primarily to describe a system and make it more understandable. It is frequently classified according to purpose thus, for a given system, there may be requirements, design documents etc. in contrast to be documentation oriented towards the development and maintenance of the proposed system, user documentation describes those aspects of the system that are interesting to the end users. Every user requires operational documentation of a given system which would serve as a preliminary guide to the underlying operational principles of the system.



## 4.5 Snap Shooting

### 4.5.1 Login Form



### 4.5.2 Home Page



### 4.5.3 Register Form

**NATIONAL YOUTH SERVICE CORPS (NYSC)**  
**JIGAWA STATE HEADQUARTER**

Name \_\_\_\_\_  
 NYSC Code \_\_\_\_\_  
 Institution Name \_\_\_\_\_  
 State of Origin \_\_\_\_\_  
 Local Govt \_\_\_\_\_  
 Gender \_\_\_\_\_  
 Licensure \_\_\_\_\_  
 Employment Number \_\_\_\_\_  
 Cell No. No. \_\_\_\_\_  
 Division No. \_\_\_\_\_

### 4.5.4 Posting Form


**NATIONAL YOUTH SERVICE CORPS (NYSC)**  
**JIGAWA STATE HEADQUARTER**

Name \_\_\_\_\_  
 NYSC Code \_\_\_\_\_  
 Institution Name \_\_\_\_\_  
 State of Origin \_\_\_\_\_  
 Local Govt \_\_\_\_\_  
 Gender \_\_\_\_\_  
 Department \_\_\_\_\_  
 Registration Number \_\_\_\_\_  
 Division No. \_\_\_\_\_  
 Cell No. No. \_\_\_\_\_  
 Posting \_\_\_\_\_






## 4.5.7 Contact Us



## 4.5.8 About Us



## CHAPTER FIVE

### 5.0 Overview

This chapter deals with summary conclusion and recommendation

### 5.1 Summary

NYSC posting system is designed to overcome the problem encountered with existing system (that is manual) such as prone to attack data redundancy, time wastage in searching for the information, poor security and protection misplacement of file e.t.c the new system is designed in such a way that posting of each corps member is store in database for easy retrieval of information.

The national youth services corps take care to avoid posting that result in wastage of human resource, corps member are therefore as much as possible posted to area relevant to their disciplines although sometimes national need may overage this consideration.

### 5.2 Conclusion

This project is cover the introduction , literature review, system analysis and design of NYSC posting system (A case study of NYSC Jigawa State).After the system testing it was observed the design and implementation of the project was achieved because of it is effectiveness and mode of operation.

### 5.3 Recommendation

- After the aims of this project is produced and enhance the NYSC posting system which has been test and approved. And therefore we recommended this software package to the Jigawa state NYSC Sectarian Dutse. Which they need efficient time saving security of data in order to successful implement those new system. The following recommendations are made in the light of the finding.
  1. Training of corps member in their orientation camp before they got area of primary assignment.
  2. Management of NYSC sectarian should be educated on how this system will operate and how it will supplement their experience.

3. The server system should be in control office in NYSC sectarian which should fully protection and should have a hood condition to prevent the computer and others pheriparals from overheating.

4. Access to the data base should be physically and logically guided against unauthorized condition.

5. Also to back up media either online manual that can be backup and storage of data.



## Bibliograph

Adobe, m.o (2013) computer literacy Lagos brilliance Nigeria limited

Anoka (2005), concept and application technology in information technology Macmillan Nigeria plc.

Egbert (2003), visual basic 6.0 for engineer and scientist Benin City Nigerian limited. Kenmore

Argo accountant MJ (2006) operation method of data base system oxford university press.

Yinica domain analyst (2002) proving efficiency web service new York practice publication.

Segos donde, public affair commentator as a computer programmer.

## APPENDIX A: LIST OF FIGURE

FIG. 3.1 Login form

FIG. 3.2 Registration Form

FIG. 3.3 Posting Form

FIG.3.4 Searching Form

FIG. 4.1 Login form

FIG. 4.2 Registration Form

FIG. 4.3 Posting Form

FIG. 4.4 Searching Form

FIG. 4.5 Data Base

FIG. 4.6 Contact US

FIG. 4.7 About US

## APPENDIX B: SOURCE CODE

### Login Form

```
Private Sub Command1_Click() If Text1.Text = "1234" And Text2.Text = "NYSC" Then  
LoginSucceeded = TrueUnload Meloader.ShowElseIf Text1.Text = "" And Text2.Text = "" Then  
MsgBox "You must enter a username and password, try again!"Else MsgBox "Invalid Password,  
try again!", , "Login Text1.SetFocus Text1.Text = "" Text2.Text = ""
```

```
End If
```

```
End If
```

```
End Sub
```

```
Private Sub Command2_Click()
```

```
End
```

```
End Sub
```

```
Private Sub Form_Load()
```

```
End Sub
```

### Loading Form

```
Private Sub Timer1_Timer()
```

```
If ProgressBar = 100 Then
```

```
Me.Show
```

```
Unload Me
```

```
Else
```

```
ProgressBar = ProgressBar + 1
```

```
Label2.Caption = ProgressBar & "%"
```



End If

End Sub

### Main Form

Private Sub cal\_Click()

Shell "calc", vbNormalFocus

End Sub

Private Sub chkpst\_Click()

Search.Show

End Sub

Private Sub cntus\_Click()

Contact.Show

End Sub

Private Sub e\_Click()

End

End Sub

Private Sub hp\_Click()

Help.Show

End Sub

Private Sub Image2\_Click()

End Sub

Private Sub ntpd\_Click()

Shell "notepad", vbNormalFocus

End Sub

```
Private Sub pst_Click()
```

```
Post.Show
```

```
End Sub
```

```
Private Sub ptp_Click()
```

```
DataReport2.Show
```

```
End Sub
```

```
Private Sub reg_Click()
```

```
Register.Show
```

```
End Sub
```

```
Private Sub rrp_Click()
```

```
DataReport1.Show
```

```
End Sub
```

### **Registration Form**

```
Private Sub Combo1_Click()
```

```
Combo2.Clear
```

```
If Combo1.Text = "KANO" Then
```

```
Combo2.AddItem ("AJINGI")
```

```
Combo2.AddItem ("ALBASU")
```

```
Combo2.AddItem ("WUDIL")
```

```
Else
```

```
Combo2.Clear
```

```
If Combo1.Text = "KADUNA" Then
```

Combo2.AddItem ("BIRNIN GWARI")

Combo2.AddItem ("SABON GARI")

Combo2.AddItem ("SANGA")

Combo2.AddItem ("SOBA")

Combo2.AddItem ("ZANGON KATAF")

Combo2.AddItem ("ZARIA")

Else

Combo2.Clear

If Combo1.Text = "JIGAWA" Then

Combo2.AddItem ("AUYO")

Combo2.AddItem ("BABURA")

Combo2.AddItem ("BIRNIN KIIDI")

Combo2.AddItem ("BIRNIWA")

Combo2.AddItem ("BUJI")

Combo2.AddItem ("DUTSE")

Combo2.AddItem ("GAGARAWA")

Combo2.AddItem ("GARKI")

Combo2.AddItem ("GUMEL")

Combo2.AddItem ("GURI")

Combo2.AddItem ("GWARAM")

Combo2.AddItem ("GWIWA")

Combo2.AddItem ("HADEJIA")

Combo2.AddItem ("JAHUN")



```
Combo2.AddItem ("KAFIN HAUSA")
Combo2.AddItem ("KAUGAMA")
Combo2.AddItem ("KAZAURE")
Combo2.AddItem ("KIRI KASAMMA")
Combo2.AddItem ("KIYAWA")
Combo2.AddItem ("MALCATORI")
Combo2.AddItem ("MALAM MADORI")
Combo2.AddItem ("MIGA")
Combo2.AddItem ("RINGIM")
Combo2.AddItem ("RONI")
Combo2.AddItem ("SULE-TANKARKAR")
Combo2.AddItem ("TAURA")
Combo2.AddItem ("YANKWASHI")
```

End If

End If

End If

End Sub

```
Private Sub Command1_Click()
```

```
Text1.Text = UCase (Text1.Text)
```

```
Text2.Text = UCase (Text2.Text)
```

```
Text3.Text = UCase (Text3.Text)
```

```
Text4.Text = UCase (Text4.Text)
```

```
Text5.Text = UCase(Text5.Text)
```

```
Text6.Text = UCase(Text6.Text)
```

```
Text7.Text = UCase(Text7.Text)
```

```
If Text1.Text = "" Or Text2.Text = "" Or Text3.Text = "" Or Text4.Text = "" Or Text5.Text = ""  
Or Text6.Text = "" Or Text7.Text = "" Or Combo1.Text = "" Or Combo2.Text = "" Or  
Combo3.Text = "" Then MsgBox "You must complete fill the remain field!"
```

```
Else
```

```
Adodc1.Recordset.Update
```

```
MsgBox " Record Successfully Saved !", vbInformation, " Alert"
```

```
End If
```

```
Adodc1.Recordset.AddNew
```

```
End Sub
```

```
Private Sub Command2_Click()
```

```
Unload Me
```

```
End Sub
```

```
Private Sub Form_Load()
```

```
Adodc1.Recordset.AddNew
```

```
Combo1.AddItem ("ABIA")
```

```
Combo1.AddItem ("ABUJA")
```

```
Combo1.AddItem ("ZAMFARA")
```

```
Combo3.AddItem ("MALE")
```

```
Combo3.AddItem ("FEMALE")
```

```
End Sub
```

## Post Form

```
Private Sub Command1_Click()  
    Adodc2.Recordset.MoveNext  
    If Adodc2.Recordset.EOF Then  
        MsgBox "end of file", vbInformation, "Customer Record"  
        Adodc2.Recordset.MoveFirst  
        Command1.Enabled = False  
        Command2.Enabled = False  
    End If  
    Text11.Text = Text1.Text  
    Text12.Text = Text2.Text  
End Sub  
  
Private Sub Command2_Click()  
    If Combo1.Text = "" Then  
        MsgBox "You must fill for Post Field!"  
    Else  
        Adodc1.Recordset.Update  
    End If  
    Adodc1.Recordset.AddNew  
End Sub  
  
Private Sub Command3_Click()  
    Unload Me  
End Sub
```



```
End If

findstr = src1

Adodc1.Recordset.MoveNext

Adodc1.Recordset.Find "Call=" & "" & findstr & "", 0, adSearchForward,
adBookmarkFirst

If Adodc1.Recordset.EOF Then

MsgBox "Could not find the Record " & findstr

If Adodc1.Recordset.Supports(adBookmark) Then

Adodc1.Recordset.Bookmark = lastRow

End If

End If

End If

End Sub

Private Sub Command2_Click()

Unload Me

End Sub

Private Sub Form_Load()

End Sub
```

```
Private Sub Command4_Click ()
```

```
End Sub
```

```
Private Sub Form_Load ()
```

```
Adodc1.Recordset.AddNew
```

```
Combo1.AddItem ("AUYO")
```

```
Combo1.AddItem ("BABURA")
```

```
Combo1.AddItem ("TAURA")
```

```
Combo1.AddItem ("YANKWASHI")
```

```
Text11.Text = Text1.Text
```

```
Text12.Text = Text2.Text
```

```
Text13.Text = Text3.Text
```

```
Text14.Text = Text4.Text
```

```
Text15.Text = Text5.Text
```

```
End Sub
```

### Search Form

```
Private Sub Command1_Click()
```

```
Dim findstr As String
```

```
If src1.Text = "" Then
```

```
MsgBox ("Please Insert Your Call up No: ")
```

```
src1.SetFocus
```

```
Else
```

```
If Adodc1.Recordset.Supports(adBookmark) Then
```

```
lastRow = Adodc1.Recordset.Bookmark
```

```
End If

findstr = src1

Adodc1.Recordset.MoveNext

Adodc1.Recordset.Find "Call=" & "" & findstr & "", 0, adSearchForward,
adBookmarkFirst

    If Adodc1.Recordset.EOF Then
        MsgBox "Could not find the Record " & findstr
    If Adodc1.Recordset.Supports(adBookmark) Then
        Adodc1.Recordset.Bookmark = lastRow
    End If
End If

End If

End If

End Sub

Private Sub Command2_Click()

Unload Me

End Sub

Private Sub Form_Load()

End Sub
```